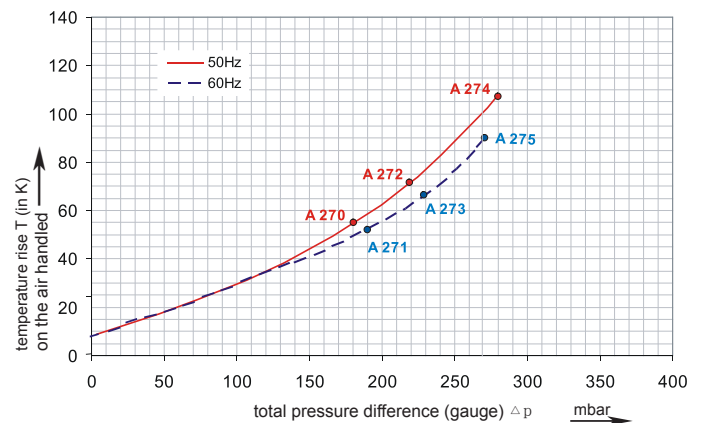
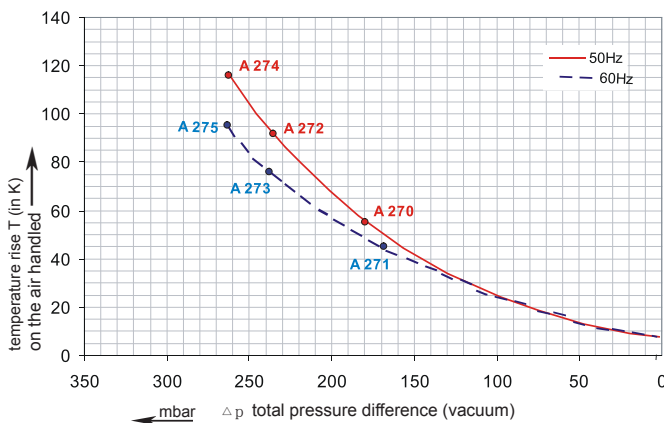
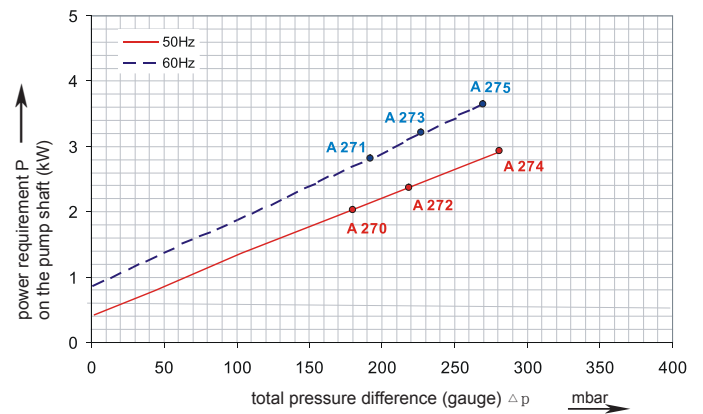
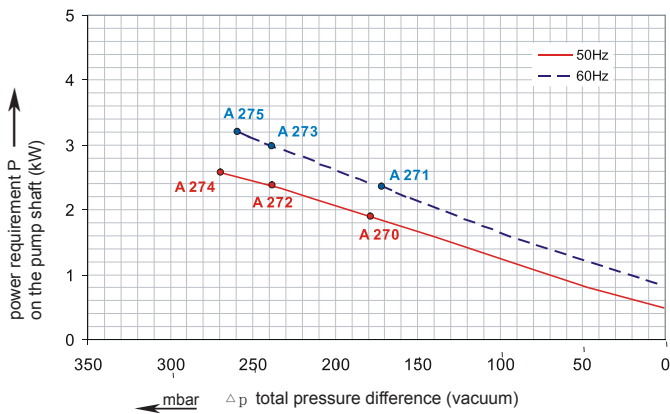
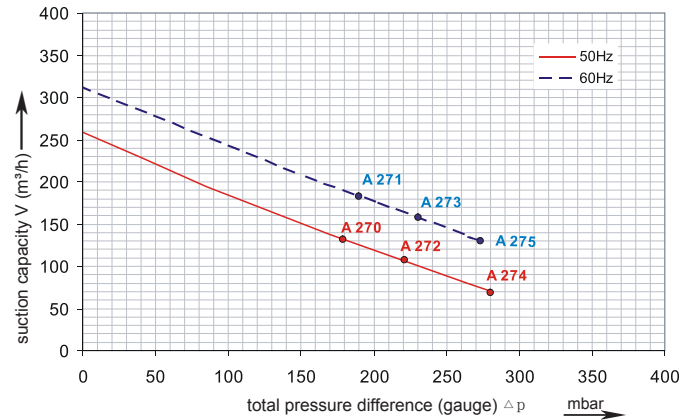
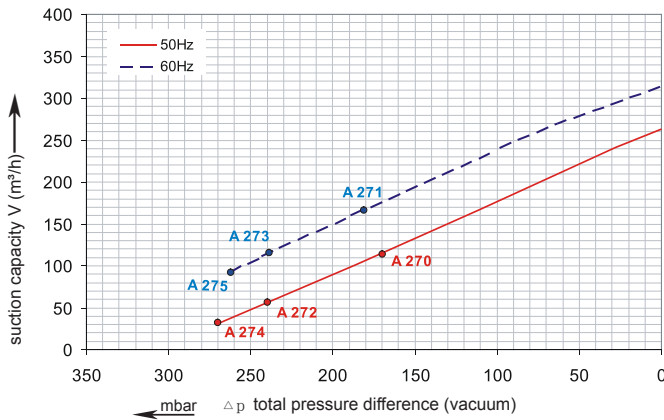


G-2RB



Performance curve for Vacuum pump

Performance curve for Compressor



The performance curves are based on air at a temperature of 15 °C and an atmospheric pressure of 1013 mbar with a tolerance of +/- 10 %. The total pressure differences are valid for suction and ambient temperatures up to 25 °C. For other conditions please confer with us.

Each G-2RB type can be applied both as vacuum pump and compressor in continuous operation over the total stated performance curve range. The motors are available as standard for the input voltage range of 50 and 60 Hz and for protection category IP 55 as well as approved for UL and CSA.

Selection and ordering data

Type 2RB 610

Curve No.	Order No.	Fre- quency	Rated power	Input voltage	Input current		Permissible total differential pressure ²⁾		Sound pressure level ³⁾	Weight ca.
							Vacuum mbar	Compressor mbar		
		Hz	kW	V	A					

3~ 50/60 Hz IP55 insulation material class F)

A 270	2RB 610-7AH06	50	1.6	200D ... 240D	345Y...415Y	8.5D	4.9Y	-170	180	68	25
A 271	2RB 610-7AH06	60	2.05	220D ... 275D	380Y...480Y	8.8D	5.1Y	-180	190	70	25
A 272	2RB 610-7AH16	50	2.2	200D ... 240D	345Y...415Y	9.7D	5.6Y	-235	220	69	28
A 273	2RB 610-7AH16	60	2.55	220D ... 275D	380Y...480Y	10.3D	6.0Y	-245	230	72	28
A 274	2RB 610-7AH26	50	3.0	200D ... 240D	345Y...415Y	12.5D	7.2Y	-280	280	69	34
A 275	2RB 610-7AH26	60	3.45	220D ... 275D	380Y...480Y	12.6D	7.3Y	-260	270	72	34



Other voltage ranges

2RB710-7A □ □		
50Hz	60Hz	↑ ↑
3 ~		
185...225 V D/320...390 V Y	200...240 V D/345...415 V Y	H 1
200...240 V D/345...415 V Y	200...275 V D/380...480 V Y	H 6
345...415 V D	380...480 V D	H 7
500 V D	575 V D	C 5
Machines according to the ATEX norm 94/4 EG are available for the whole performance range.		
Following types available: Category 3 G, 3/2 G, 3 D and 3/2 D.		
1 ~		
230V	230V	A 1

Further voltage range on request; please quote in plain text.

All G-2RB achieve the standards and norms of the low voltage directive (LVD)2006/95/EC, rotating electrotechnical motor EN 60034-1-2004, electromagnetic compatibility(EMC)EN55014-1/2,EN61000-2/-3/-4/-6.

- 1) For standard UL for ELECTRIC MOTOR UL 1004-1.
- 2) Relief-valve are available for limiting differential pressure.
- 3) Measuring-surface sound-pressure level acc. to DIN EN 21680, measured at a distance of 1 m. The pump is throttled to an average suction pressure, a hose is connected to the discharge side (compressor) / suction side (vacuum pump), but is not fitted with relief valves.

The motors are designed according to the DIN EN 60 034 / DIN IEC 34-1 and temperature class F.

For the three phase machines the tolerances are +/- 10 % for fixed voltage and +/- 5 % for voltage range.

The single phase machines are designed with a +/- 5 % tolerances. If only 90 % of the maximum allowed pressure will be used for the continuous operating then the allowed voltage range add to +/- 10 %.

For all single and three phase machines which designed according to the UL and CSA norm (UL 1004-1) the maximum allowed voltage tolerances are - 10 % resp. + 6 %.

The frequency tolerance is maximum +/- 2 %.

Changes in particular of the quoted performance curve, data and weights may occur without prior notice. The data given do not constitute an obligation from our side to deliver as shown.

GREENCO®

Your Ultimate Source for Vacuum and Pressure

ZHEJIANG GREENCO INDUSTRY CO LTD
 Rongshi Road Danya Industrial Zone Zeguo
 Town Wenling 317523 China
 Tel.: +86-576-86428999
 Fax: +86-576-86409555
 www.greenco.cn
 E-mail:greenco@greenco.cn